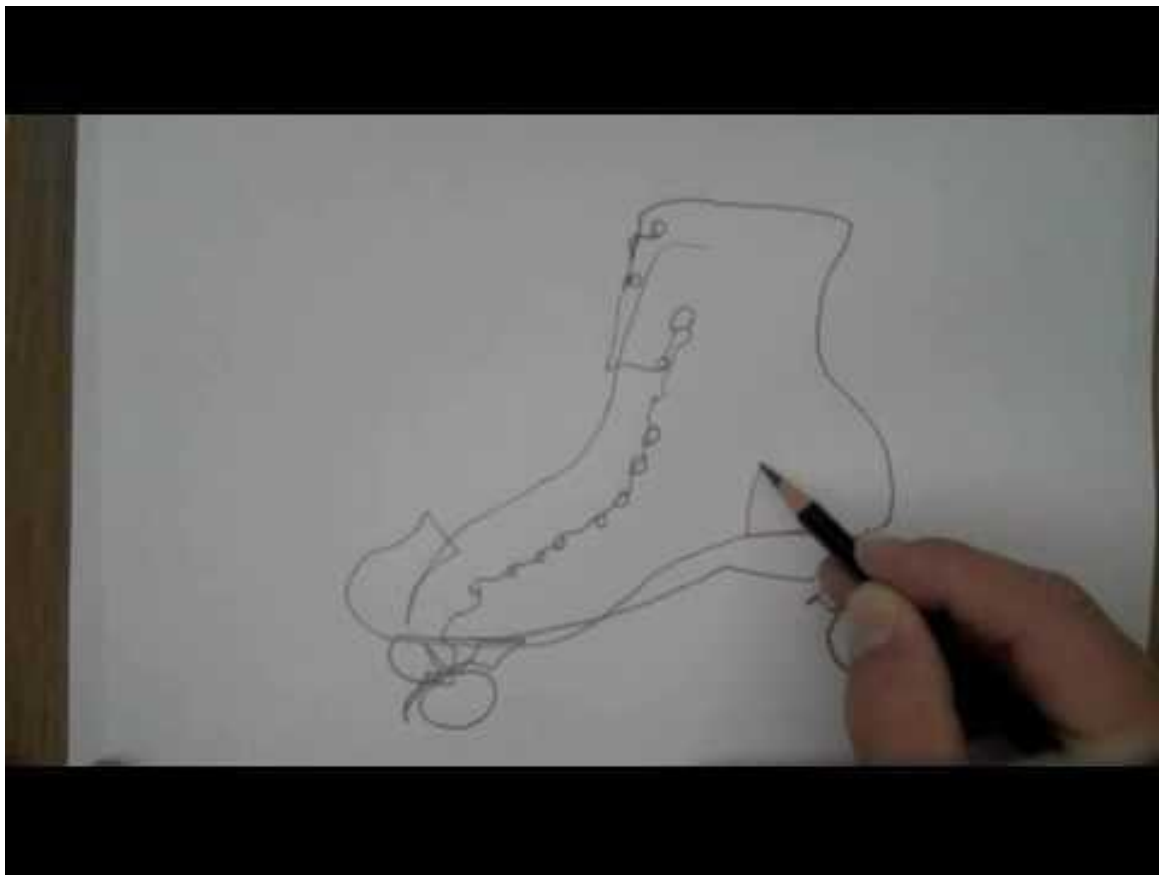


Blind Contour











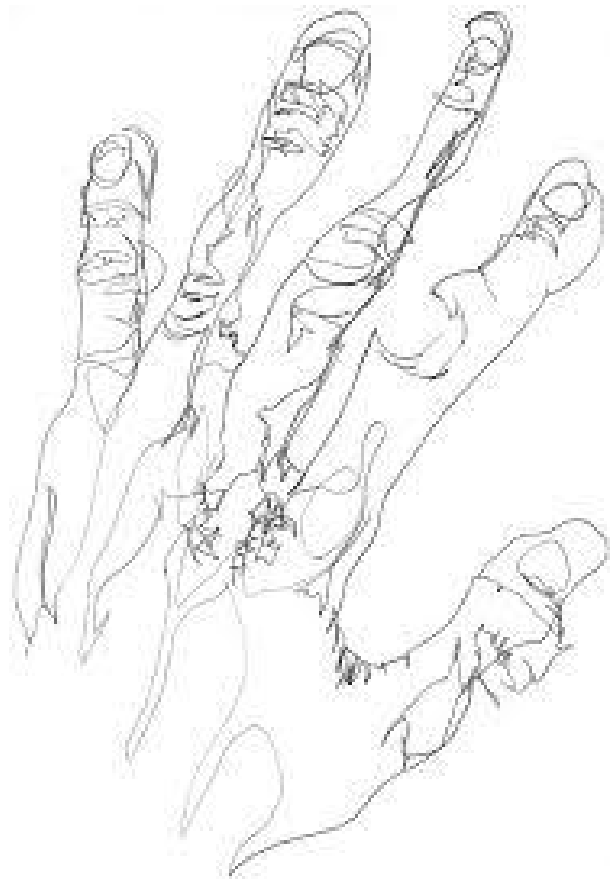
Blind Contour Drawing





1/20/07















Blind Contour

- 30 seconds
- 1 minute
- 5 minutes

Tricks of blind contour

- Should not look perfect-
- Slow down, when you the time seems like it will never end- slow down your eye and your hand.
- Keep your hand on the paper- don't lift
- It is beautiful when it is messy. We are expressing ourselves...

Blind Contour

- Look at a person across the room- not right in front of you.
- No laughing
- Keep your pen on the paper- don't lift it up- one line.

Semi Blind Contour Line

- Partial peak
- Take a peak when directed- draw from where you need to
- 30 sec- one peak
- 1 minute- peak at 30 sec
- 5 minutes- peak at 1:30 and 3:30
- 10 minutes- peak at 2:00, 4:00, 6:00, and 8:00